

# Kindergarten Art:

## Blizzard Bag:

**Week 1:** (If today is your art day, please do the following active.)

Happy Snow Day-Kindergarten


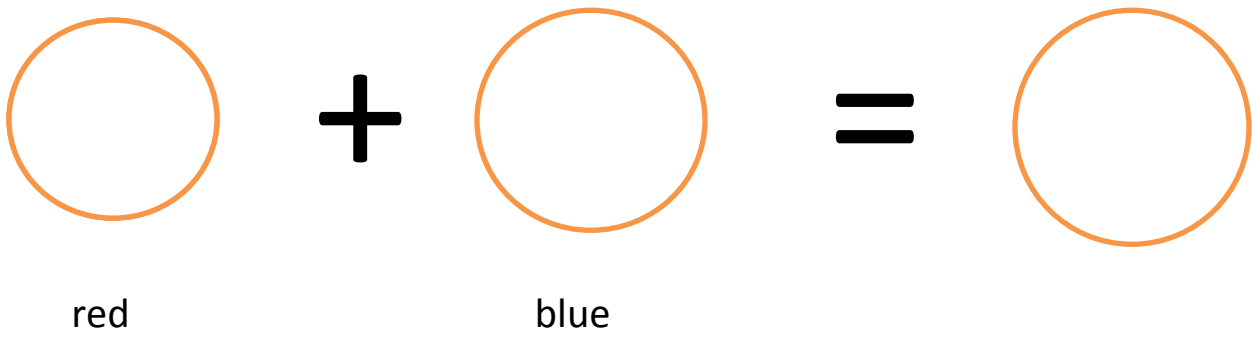

IF today is your art day.

Boys and girls we have been working on the elements of art. One of those elements is “Color”; please complete the Color Mixing Sheet. You may use crayons, colored pencils or markers.

Thank you

Mrs. Dunaway

# Color Mixing!



Name: \_\_\_\_\_

Teacher: \_\_\_\_\_

# Kindergarten Art:

## Blizzard Bag:

**Week 2:** (If today is your art day, please do the following active.)

Happy Snow Day-Kindergarten

IF today is your art day, make a drawing of your favorite toy. You may use crayons or markers. Your drawing should be on an 8" x 10" plain white paper. Then on the back of your drawing please draw a toy you would like to design and make. Write a sentence telling us about your new design.

Thank you

Mrs. Dunaway

## Kindergarten Art:

### Blizzard Bag:

**Week 3:** (If today is your art day, please do the following active.)

Happy Snow Day-Kindergarten

IF today is your art day, make a drawing of your favorite thing to do in the snow. You may use crayons or markers. Your drawing should be on an 8" x 10" plain white paper.

Thank you

Mrs. Dunaway

# Grade 1 Art:

## Blizzard Bag – Grade 1

Happy Snow Day-Grade 1:

Lesson 1 week 1 (If today is your art day, please do the following active.)

### **Henri Rousseau:**

Rousseau was born in France, in 1844 into the family of a plumber; he was forced to work as a small boy. In high school he won prizes for his drawing and music.

After high school he worked for a lawyer and studied law. When his father passed away he moved to Paris in 1868 to support his mother as a government employee.

In 1868 he married his landlord's, 15 year old daughter, with whom he had six children (but only one survived). In 1871 he was appointed as a collector, collecting taxes on goods entering Paris.

In 1886, he exhibited his works of art in different places. Pablo Picasso happened upon a painting by Rousseau being sold on the street as a canvas to be painted over, the younger artist instantly recognized Rousseau's genius and went to meet him.

In 1897 he did "The Sleeping Gypsy":

**Henri Rousseau liked to draw pictures of his dream. The attached coloring page is based on his artwork "The Sleeping Gypsy".**

- 1. Color the picture using bright bold colors for the figure and the lion, then use dark colors to illustrate the night sky.**
- 2. On the back of the paper draw and color a picture illustrating one of your dreams.**



# Grade 1 Art:

## Blizzard Bag – Grade 1

Happy Snow Day-Grade 1:

Lesson 2 week 2 (If today is your art day, please do the following active.)

### **Vincent Van Gogh**

Vincent van Gogh, one of most well-known post-impressionist artists, for whom color was the chief symbol of expression. He was born in Holland on March 30, 1853 the son of a pastor.

Vincent van Gogh completed more than 2,100 works of art, consisting of 860 oil paintings and more than 1,300 watercolors, drawings and sketches. Several of his paintings now rank among the most expensive in the world.

The Potato Eaters completed in 1885, is considered by many to be Van Gogh's first great work of art. At the time of its creation, Van Gogh had only recently started painting and had not yet mastered the techniques that would later make him famous. (A copy of this painting is in one of the class rooms at Edward Lee Mc Clain High School)

Vincent van Gogh is considered the greatest Dutch painter after Rembrandt, although he remained poor and virtually unknown throughout his life.

**Vincent Van Gogh loved to paint. He painted pictures of flowers, landscapes, and even the postman. One day when he ran out of things to paint he painted a picture of his bedroom. (I think he cleaned it first). You are going to draw a picture of your bedroom.**

- 1. Add color, modern day objects that can be found in your bedroom.**
- 2. Use a plain 8"x10" white paper for your drawing.**
- 3. You can use crayons and colored pencil.**

## Grade 1 Art:

### Blizzard Bag – Grade 1

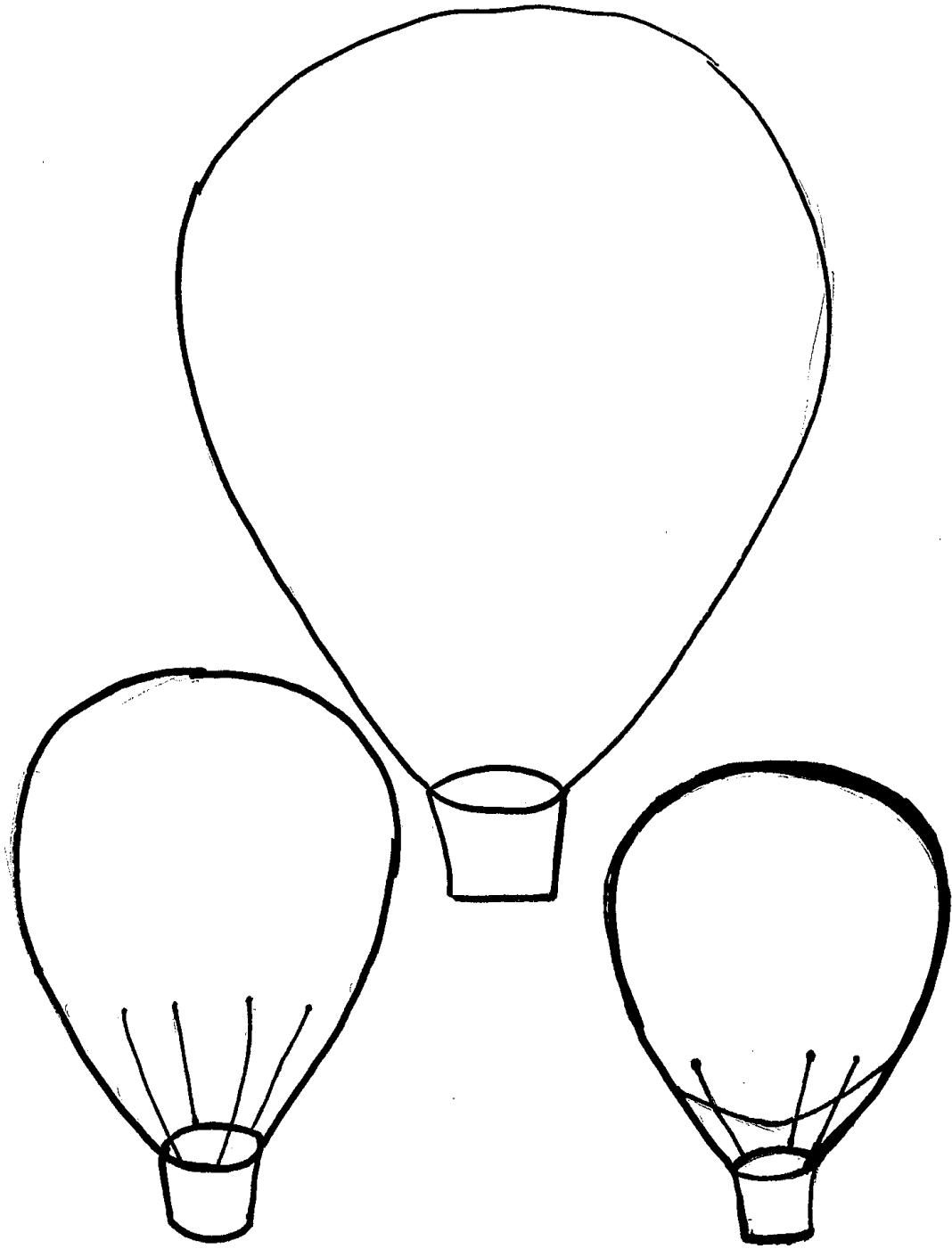
Happy Snow Day-Grade 1:

Lesson 3 week 3 (If today is your art day, please do the following active.)

**Please design the hot-air balloons in this race on the attacked page.**

- 1. You can use designs, lines, patterns, shapes, and colors.**
- 2. Use a plain 8"x10" white paper for your drawing.**
- 3. You can use crayons and colored pencil or any other materials.**





## Grade 2 Art:


### Blizzard Bag – Grade 2

Happy Snow Day-Grade 2:

Lesson 1 week 1 (If today is your art day, please do the following active.)

We learn about **warm** colors, (red, yellow and orange) and **cool** colors, (blue, green and purple) in art class. Use either **warm** or **cool colors** to the star design. Try to create patterns when adding color.

Thank you, Mrs. Dunaway



Name \_\_\_\_\_ Rm. \_\_\_\_\_

## Grade 2 Art:

### Blizzard Bag – Grade 2

Happy Snow Day-Grade 2:

Lesson 2 week 2 (If today is your art day, please do the following active.)

Create a drawing of your favorite snack food. Add color to the drawing using colored pencil. Be sure that your color shows light and dark shades where appropriate.

Your drawing should be on an 8" x 10" plain white paper.

Thank you,

Mrs. Dunaway

## Grade 2 Art:

### Blizzard Bag – Grade 2

Happy Snow Day-Grade 2:

Lesson 3 week 3 (If today is your art day, please do the following active.)

Draw a large jar and fill it up with something (candy, toys, rocks, etc.). Use colored pencil or crayons and show 4 values of color (light, Medium-light, medium, dark).

Your drawing should be on an 8" x 10" plain white paper.

Thank you,

Mrs. Dunaway

## Grade 3 Art:

### Blizzard Bag – Grade 3

Happy Snow Day-Grade 3:

Lesson 1 week 1 (If today is your art day, please do the following active.)

Create a drawing of a tennis shoe. Add color to the drawing using colored pencil or crayons. Be sure that your color shows light and dark shades where appropriate.

Your drawing should be on an 8" x 10" plain white paper.

Thank you,

Mrs. Dunaway

## Grade 3 Art:

### Blizzard Bag – Grade 3

Happy Snow Day-Grade 3:

Lesson 2 week 2: (If today is your art day, please do the following active.)

Create a drawing of a corner of a room in your house. Include items on the walls in the drawings do not leave the walls blank. Add color to the drawing using colored pencil or crayons. Be sure that your color shows light and dark shades where appropriate.

Your drawing should be on an 8" x 10" plain white paper.

Thank you,

Mrs. Dunaway

## Grade 3 Art:

### Blizzard Bag – Grade 3

Happy Snow Day-Grade 3:

Lesson 3 week 3: (If today is your art day, please do the following active.)

Create a drawing of a vehicle. Add color to the drawing using colored pencil or crayons. Be sure that your color shows light and dark shades where appropriate.

Your drawing should be on an 8" x 10" plain white paper.

Thank you,

Mrs. Dunaway



## Grade 4 Art:

### Blizzard Bag – Grade 4


Happy Snow Day-Grade 4:

Lesson 1 week 1 (If today is your art day, please do the following active.)

We have been studying warm and cool colors in class. Warm colors are those associated with heat, and fire, (red, yellow and orange are warm colors). Why is pink also a warm color? Cool colors are those associated with ice and cold, (blue, green and purple are cool colors). Color the attached sheet using warm or cool colors; look for patterns within the design.

Thank you,

Mrs. Dunaway



## Grade 4 Art:

Blizzard Bag – Grade 4

Happy Snow Day-Grade 4:


Lesson 3 week 3 (If today is your art day, please do the following active.)

Artworks can tell us a lot about people, their lives, and what the world was like in a different time period. The coloring page is an artwork titled “American Gothic”, by Grant Wood. Color the picture and on the back create a drawing of how this picture might look if created today.

Add color to the drawing using colored pencil or crayons. Your drawing should be on an 8” x 10” plain white paper.

Thank you,

Mrs. Dunaway



Name \_\_\_\_\_ Rm. \_\_\_\_\_

## Grade 5 Art:

### Blizzard Bag – Grade 5

Happy Snow Day-Grade 5:

Lesson 1 week 1 (If today is your art day, please do the following active.)

Create a drawing of a shoe or boot. Add color to the drawing using colored pencil or crayons. Be sure that your color shows light and dark shades where appropriate.

Your drawing should be on an 8" x 10" plain white paper.

Thank you,

Mrs. Dunaway

## Grade 5 Art:

### Blizzard Bag – Grade 5

Happy Snow Day-Grade 5:

Lesson 2 week 2 (If today is your art day, please do the following active.)

Create a drawing of a word as the shape of the object. Like the word apple in the shape of an apple, or boat in the shape of a boat and love in the shape of a heart. Finish the drawing using colored pencil or crayons. Be sure that your color shows light and dark shades where appropriate.

Your drawing should be on an 8" x 10" plain white paper.

Thank you,

Mrs. Dunaway

## Grade 5 Art:

### Blizzard Bag – Grade 5

Happy Snow Day-Grade 5:

Lesson 3 week 3 (If today is your art day, please do the following active.)

Drawing an animal in motion. Add color to the drawing using colored pencil or crayons. Be sure that your color shows light and dark shades where appropriate.

Your drawing should be on an 8" x 10" plain white paper.

Thank you,

Mrs. Dunaway

## Grade 6 Art:

### Blizzard Bag – Grade 6

Happy Snow Day-Grade 6:

Lesson 1 week 1 (If today is your art day, please do the following active.)

Create a drawing of what you would see through a key hole.  
(landscape, trees, a beautiful dress, a fairyland and etc.) Add  
color to the drawing using colored pencil or crayons. Be sure  
that your color shows light and dark shades where appropriate.

Your drawing should be on an 8" x 10" plain white paper.

Thank you,

Mrs. Dunaway



## Grade 6 Art:

### Blizzard Bag – Grade 6

Happy Snow Day-Grade 6:

Lesson 2 week 2 (If today is your art day, please do the following active.)

Draw or design a vehicle. This can be a car, spaceship, airplane, boat, motorcycle, bicycle or anything you want. Include details and make it big. Finish the drawing in color using any media you would like.

Your drawing should be on an 8" x 10" plain white paper.

Thank you,

Mrs. Dunaway

## Grade 6 Art:

### Blizzard Bag – Grade 6

Happy Snow Day-Grade 6:

Lesson 3 week 3 (If today is your art day, please do the following active.)

Create a portrait of yourself in fifty years. The portrait should be at least the head and shoulders. Add color to the drawing using any media you would like. Be sure that your color shows light and dark shades where appropriate.

Your drawing should be on an 8" x 10" plain white paper.

Thank you,

Mrs. Dunaway